

Scaled data based on original data using  
LM-79-08 Approved Method: Electrical and Photometric Measurements of Solid-  
State Lighting Products

Test Report Prepared for  
Cooper Lighting Solutions  
(formerly Eaton)

Brand: McGRAW-EDISON

Report Number: P227178

Luminaire Tested: **ISW-AF-800-LED-E1-SLL-7050**

Issue Date: 3/3/2020

**Test Information**

Test Method: LM-79-08  
Report Number: P227178  
TEST IS SCALED FROM IESNA LM-79-08 TEST DATA (P35948)  
Test Lab: INNOVATION CENTER-P3  
Issue Date: 3/3/2020  
Manufacturer: COOPER LIGHTING SOLUTIONS (FORMERLY EATON)  
Product Line: MCGRAW-EDISON  
Catalog Number: ISW-AF-800-LED-E1-SLL-7050  
Description: IMPACT ELITE LED WEDGE LUMINAIRE  
LIGHT SQUARE WITH ACCULED OPTICS-90° SPILL LIGHT ELIMINATOR LEFT  
Light Source: (16) 5000K CCT, 70 CRI LEDs  
Ballast/Driver: ELECTRONIC DRIVER

**Summary**

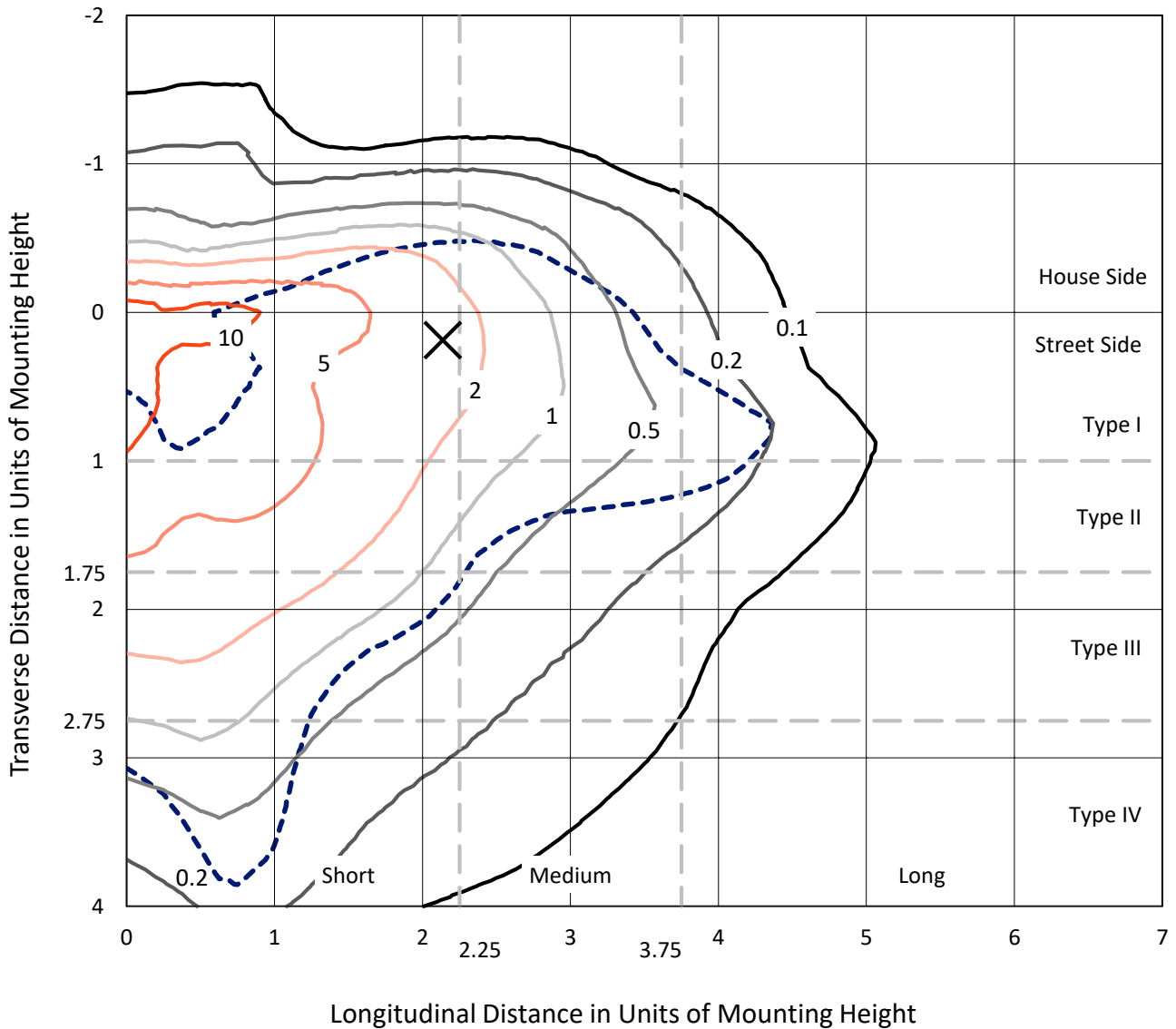
Lumens per Lamp: N/A  
Luminaire Lumens: 4417.5 lumens  
Efficiency: N/A  
Efficacy: 101.6 lumens/watt  
Luminous Opening: Rectangular (W 0.5' x L: 0.5' x H: 0')  
IES Classification: Type IV - Short - Non-Cutoff  
BUG Rating: B1 - U1 - G2  
  
Input Watts (W): 43.5  
Input Voltage (V): 120  
Input Current (Ain): NR  
Voltage Rise (V): NR  
Power Factor: NR  
Total Harmonic Distortion (THDi): NR  
Frequency (hertz): 60  
Stabilization Time: NR  
Operation Time: NR  
Ambient Temperature (°C): NR  
Test Distance: 25 FT



REPORT NUMBER: P227178  
 CATALOG NUMBER: ISW-AF-800-LED-E1-SLL-7050

### Iso-Footcandle Lines of Horizontal Illumination

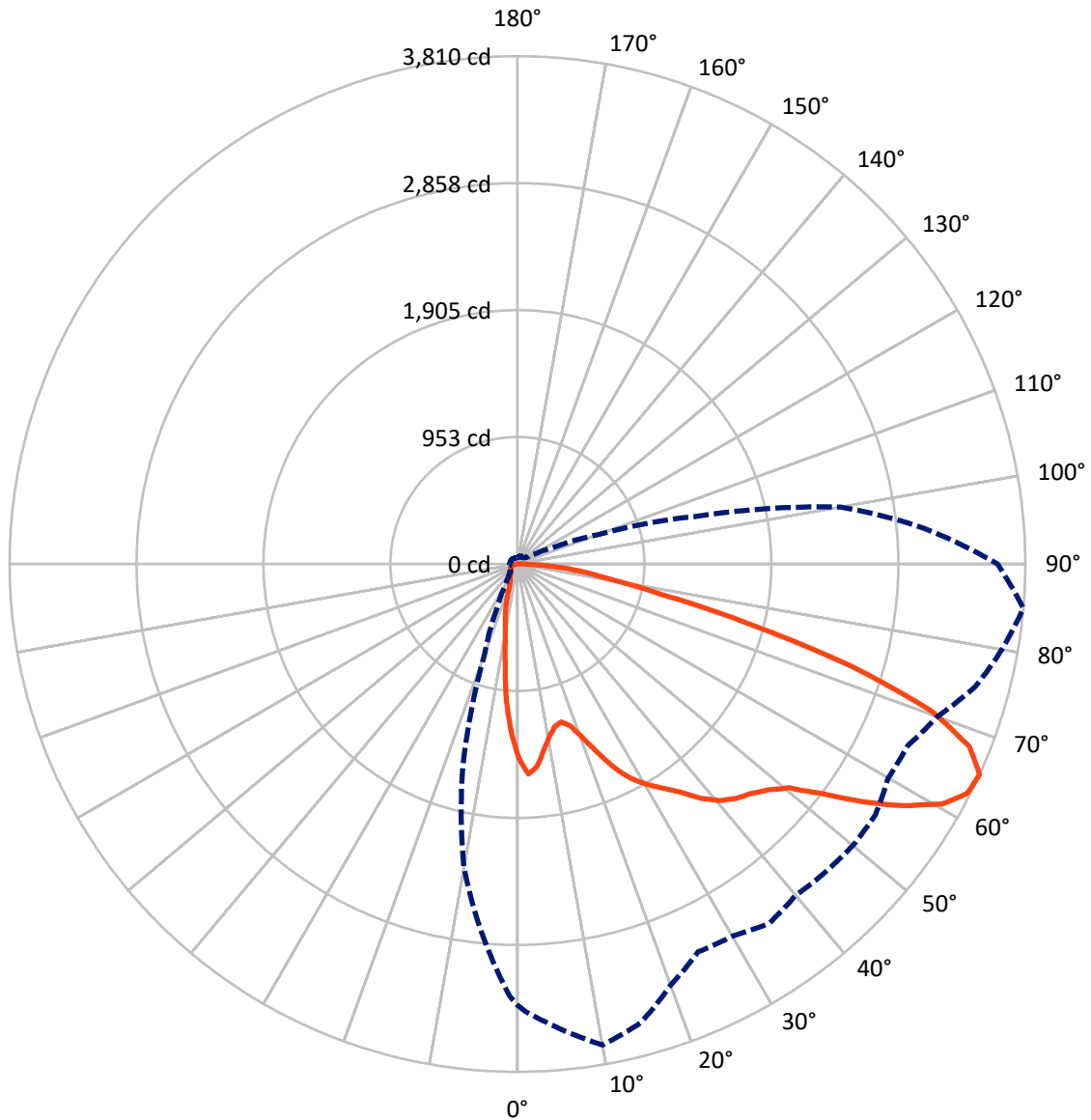
× Max cd  
 - - - 1/2 Max cd



Based on 10 foot mounting height. Maximum calculated value = 16 fc  
 Type IV - Short - Non-Cutoff

REPORT NUMBER: P227178  
CATALOG NUMBER: ISW-AF-800-LED-E1-SLL-7050

### Luminous Intensity Polar Plot



— Vertical Plane Through 85-Deg Lateral      - - - Horizontal Cone Through 65-Deg Vertical

REPORT NUMBER: P227178

CATALOG NUMBER: ISW-AF-800-LED-E1-SLL-7050

**FLUX DISTRIBUTION:**

		Downward	Upward	Total
<b>House Side</b>	Lumens	757.7	0.0	757.8
	% Fixture	17.2	0.0	17.2
<b>Street Side</b>	Lumens	3659.6	0.2	3659.7
	% Fixture	82.8	0.0	82.8
<b>Total</b>	Lumens	4417.3	0.2	4417.5
	% Fixture	100.0	0.0	100.0

**Coefficient of Utilization**

**ZONAL LUMENS:**

Zone	Lumens	% Fixture
0°-10°	108.1	2.4
10°-20°	208.0	4.7
20°-30°	296.6	6.7
30°-40°	430.3	9.7
40°-50°	615.6	13.9
50°-60°	945.2	21.4
60°-70°	1094.1	24.8
70°-80°	558.1	12.6
80°-90°	161.1	3.6
90°-100°	0.2	0.0
100°-110°	0.0	0.0
110°-120°	0.0	0.0
120°-130°	0.0	0.0
130°-140°	0.0	0.0
140°-150°	0.0	0.0
150°-160°	0.0	0.0
160°-170°	0.0	0.0
170°-180°	0.0	0.0
0°-90°	4417.3	100.0
0°-180°	4417.5	100.0



REPORT NUMBER: P227178

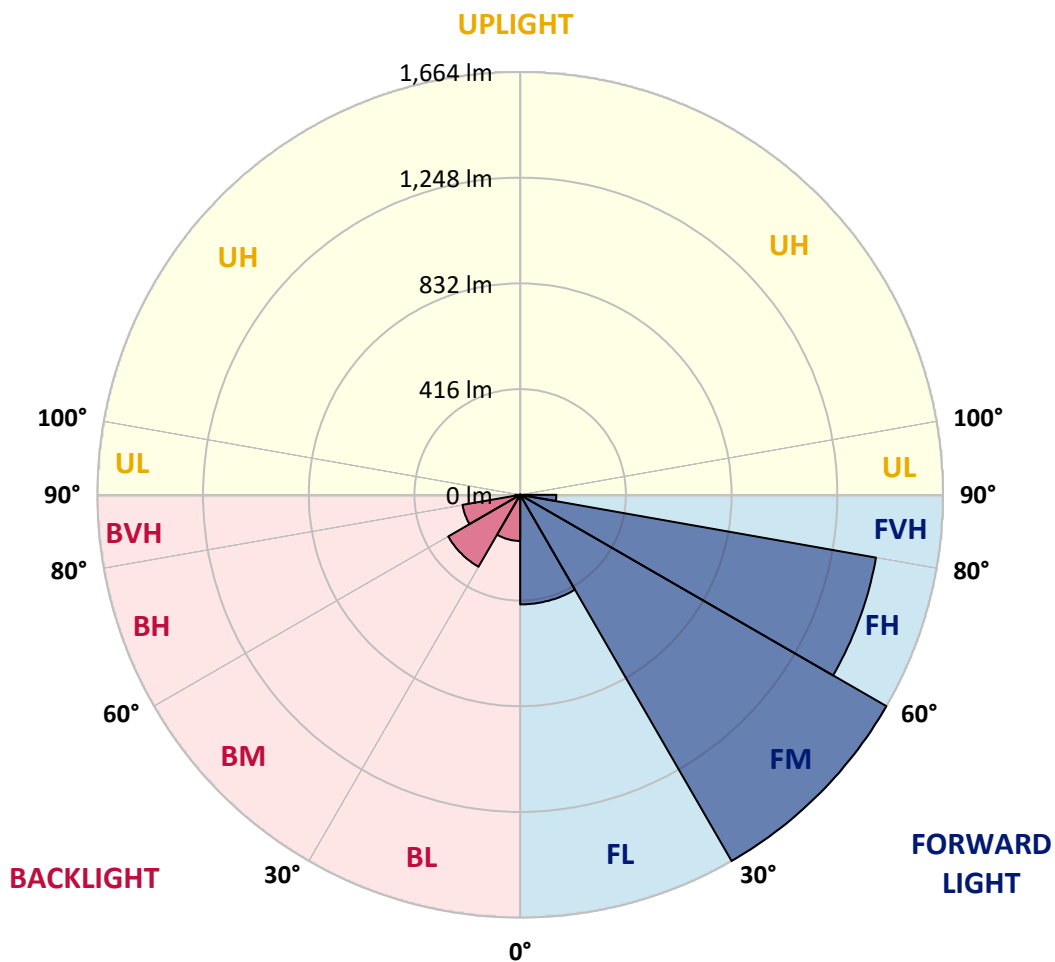
CATALOG NUMBER: ISW-AF-800-LED-E1-SLL-7050

**LUMINAIRE CLASSIFICATION SYSTEM LUMEN TABLE AND BUG RATING:**

Zone		Lumens	% Fixture	Zone Rating/Lumen Limit		
				B	U	G
FL	(0°-30°)	431.4	9.8			
FM	(30°-60°)	1664.0	37.7			
FH	(60°-80°)	1421.8	32.2			G1/1800
FVH	(80°-90°)	142.4	3.2			G2/225
BL	(0°-30°)	181.4	4.1	B1/500		
BM	(30°-60°)	327.2	7.4	B1/1000		
BH	(60°-80°)	230.5	5.2	B1/500		G1/500
BVH	(80°-90°)	18.7	0.4			G1/100
UL	(90°-100°)	0.2	0.0		U1/10	
UH	(100°-180°)	0.0	0.0		U1/10	

**BUG Rating: B1-U1-G2**

Type IV Short





REPORT NUMBER: P227178

CATALOG NUMBER: ISW-AF-800-LED-E1-SLL-7050

**CANDELA DISTRIBUTION (FULL):**

	0°	1°	5°	10°	15°	20°	25°	30°	35°	40°	45°
0°	1459.4	1459.4	1459.4	1459.4	1459.4	1459.4	1459.4	1459.4	1459.4	1459.4	1459.4
2.5°	1510.7	1512.1	1533.0	1553.0	1578.3	1574.6	1595.4	1611.0	1625.2	1627.4	1637.8
5°	1418.5	1433.3	1480.2	1520.3	1570.9	1610.3	1652.7	1686.1	1710.6	1733.7	1736.7
7.5°	1289.1	1300.3	1354.5	1417.7	1490.6	1542.6	1606.6	1662.3	1701.7	1738.9	1747.1
10°	1178.3	1188.8	1249.0	1330.8	1394.7	1462.3	1528.5	1573.9	1625.2	1657.1	1672.7
12.5°	1124.8	1137.5	1194.7	1269.0	1334.5	1399.9	1449.7	1489.1	1518.1	1524.0	1528.5
15°	1145.6	1152.3	1215.5	1281.7	1333.7	1366.4	1379.8	1403.6	1401.4	1413.3	1415.5
17.5°	1229.6	1226.7	1293.6	1339.7	1364.9	1361.2	1340.4	1327.8	1305.5	1298.8	1318.1
20°	1373.9	1384.3	1427.4	1455.6	1429.6	1369.4	1312.2	1272.8	1241.5	1231.1	1228.9
22.5°	1542.6	1556.0	1602.8	1588.0	1521.8	1411.8	1307.7	1244.5	1205.9	1194.7	1190.2
25°	1719.6	1728.5	1752.3	1701.7	1608.8	1466.1	1338.9	1250.5	1199.2	1182.8	1180.6
27.5°	1862.3	1871.2	1860.1	1802.1	1667.5	1527.0	1382.0	1277.2	1210.3	1194.0	1186.5
30°	1979.0	1983.5	1946.3	1874.2	1740.4	1594.7	1438.5	1324.1	1246.0	1208.8	1203.6
32.5°	2109.9	2106.9	2034.8	1935.2	1802.1	1655.6	1503.2	1376.8	1280.2	1234.8	1226.7
35°	2253.4	2227.3	2100.2	1995.4	1844.5	1702.5	1562.0	1432.6	1335.2	1275.0	1264.6
37.5°	2381.2	2354.5	2184.2	2043.0	1886.8	1738.9	1608.1	1504.7	1419.2	1364.2	1359.7
40°	2480.8	2448.1	2248.2	2074.9	1907.7	1765.7	1662.3	1595.4	1538.9	1494.3	1494.3
42.5°	2561.1	2525.5	2310.6	2112.1	1926.2	1806.5	1753.0	1730.0	1718.1	1693.5	1702.5
45°	2638.5	2602.0	2361.9	2135.9	1967.9	1886.1	1893.5	1913.6	1949.3	1935.2	1947.8
47.5°	2712.1	2676.4	2419.9	2173.8	2048.2	2028.8	2067.5	2147.8	2217.7	2272.7	2311.3
50°	2835.5	2793.1	2524.0	2285.3	2174.6	2184.2	2295.7	2453.3	2567.1	2617.6	2614.7
52.5°	3069.6	3009.4	2747.7	2493.5	2355.2	2408.7	2540.3	2738.8	2887.5	2926.9	2942.5
55°	3355.9	3308.3	3071.1	2769.3	2668.9	2687.5	2851.1	3075.6	3190.1	3231.0	3244.4
57.5°	3523.9	3511.2	3362.6	3064.4	2967.1	2959.6	3173.0	3356.6	3455.5	3494.1	3482.3
59°	3563.3	3567.0	3482.3	3273.3	3139.5	3123.2	3340.3	3510.5	3593.0	3604.9	3599.0
60°	3559.6	3580.4	3570.0	3387.8	3248.8	3228.0	3410.9	3573.0	3642.1	3660.7	3639.9
62.5°	3483.0	3518.7	3617.6	3598.2	3496.4	3390.1	3476.3	3593.8	3638.4	3620.5	3604.9
65°	3309.0	3355.9	3493.4	3664.4	3566.3	3361.1	3210.2	3223.5	3291.2	3246.6	3268.1
67.5°	3008.7	3062.2	3135.1	3523.1	3380.4	3036.2	2776.7	2649.6	2617.6	2660.8	2729.2
70°	2447.4	2482.3	2666.7	3215.4	2968.5	2495.7	2170.1	2000.6	1944.1	2043.7	2113.6
72.5°	1726.3	1778.3	2021.4	2660.8	2442.2	1999.1	1642.3	1486.1	1429.6	1434.1	1495.0
75°	1050.5	1121.1	1412.5	2103.9	1924.8	1531.5	1251.2	1138.9	1121.8	1112.2	1101.8
77.5°	692.9	719.6	928.6	1451.9	1298.0	1089.1	939.0	985.1	1036.3	1047.5	1060.9
80°	469.9	478.0	602.2	1018.5	855.0	804.4	759.0	867.6	965.0	982.8	973.2
82.5°	289.2	313.7	420.0	686.9	681.7	657.9	600.0	684.7	749.4	760.5	780.6
85°	100.4	104.8	258.0	606.6	692.9	700.3	494.4	390.3	438.6	430.4	309.3
87.5°	43.1	48.3	80.3	405.9	469.1	388.1	226.0	200.7	154.6	87.0	84.0
90°	3.0	3.0	2.2	3.7	11.2	7.4	6.7	2.2	0.0	0.0	0.0
92.5°	0.0	0.0	0.0	0.0	0.0	0.0	0.0	0.0	0.0	0.0	0.0
95°	0.0	0.0	0.0	0.0	0.0	0.0	0.0	0.0	0.0	0.0	0.0
97.5°	0.0	0.0	0.0	0.0	0.0	0.0	0.0	0.0	0.0	0.0	0.0
100°	0.0	0.0	0.0	0.0	0.0	0.0	0.0	0.0	0.0	0.0	0.0
102.5°	0.0	0.0	0.0	0.0	0.0	0.0	0.0	0.0	0.0	0.0	0.0
105°	0.0	0.0	0.0	0.0	0.0	0.0	0.0	0.0	0.0	0.0	0.0
107.5°	0.0	0.0	0.0	0.0	0.0	0.0	0.0	0.0	0.0	0.0	0.0



REPORT NUMBER: P227178

CATALOG NUMBER: ISW-AF-800-LED-E1-SLL-7050

**CANDELA DISTRIBUTION (continued):**

	0°	1°	5°	10°	15°	20°	25°	30°	35°	40°	45°
110°	0.0	0.0	0.0	0.0	0.0	0.0	0.0	0.0	0.0	0.0	0.0
112.5°	0.0	0.0	0.0	0.0	0.0	0.0	0.0	0.0	0.0	0.0	0.0
115°	0.0	0.0	0.0	0.0	0.0	0.0	0.0	0.0	0.0	0.0	0.0
117.5°	0.0	0.0	0.0	0.0	0.0	0.0	0.0	0.0	0.0	0.0	0.0
120°	0.0	0.0	0.0	0.0	0.0	0.0	0.0	0.0	0.0	0.0	0.0
122.5°	0.0	0.0	0.0	0.0	0.0	0.0	0.0	0.0	0.0	0.0	0.0
125°	0.0	0.0	0.0	0.0	0.0	0.0	0.0	0.0	0.0	0.0	0.0
127.5°	0.0	0.0	0.0	0.0	0.0	0.0	0.0	0.0	0.0	0.0	0.0
130°	0.0	0.0	0.0	0.0	0.0	0.0	0.0	0.0	0.0	0.0	0.0
132.5°	0.0	0.0	0.0	0.0	0.0	0.0	0.0	0.0	0.0	0.0	0.0
135°	0.0	0.0	0.0	0.0	0.0	0.0	0.0	0.0	0.0	0.0	0.0
137.5°	0.0	0.0	0.0	0.0	0.0	0.0	0.0	0.0	0.0	0.0	0.0
140°	0.0	0.0	0.0	0.0	0.0	0.0	0.0	0.0	0.0	0.0	0.0
142.5°	0.0	0.0	0.0	0.0	0.0	0.0	0.0	0.0	0.0	0.0	0.0
145°	0.0	0.0	0.0	0.0	0.0	0.0	0.0	0.0	0.0	0.0	0.0
147.5°	0.0	0.0	0.0	0.0	0.0	0.0	0.0	0.0	0.0	0.0	0.0
150°	0.0	0.0	0.0	0.0	0.0	0.0	0.0	0.0	0.0	0.0	0.0
152.5°	0.0	0.0	0.0	0.0	0.0	0.0	0.0	0.0	0.0	0.0	0.0
155°	0.0	0.0	0.0	0.0	0.0	0.0	0.0	0.0	0.0	0.0	0.0
157.5°	0.0	0.0	0.0	0.0	0.0	0.0	0.0	0.0	0.0	0.0	0.0
160°	0.0	0.0	0.0	0.0	0.0	0.0	0.0	0.0	0.0	0.0	0.0
162.5°	0.0	0.0	0.0	0.0	0.0	0.0	0.0	0.0	0.0	0.0	0.0
165°	0.0	0.0	0.0	0.0	0.0	0.0	0.0	0.0	0.0	0.0	0.0
167.5°	0.0	0.0	0.0	0.0	0.0	0.0	0.0	0.0	0.0	0.0	0.0
170°	0.0	0.0	0.0	0.0	0.0	0.0	0.0	0.0	0.0	0.0	0.0
172.5°	0.0	0.0	0.0	0.0	0.0	0.0	0.0	0.0	0.0	0.0	0.0
175°	0.0	0.0	0.0	0.0	0.0	0.0	0.0	0.0	0.0	0.0	0.0
177.5°	0.0	0.0	0.0	0.0	0.0	0.0	0.0	0.0	0.0	0.0	0.0
180°	0.0	0.0	0.0	0.0	0.0	0.0	0.0	0.0	0.0	0.0	0.0





REPORT NUMBER: P227178  
 CATALOG NUMBER: ISW-AF-800-LED-E1-SLL-7050

**CANDELA DISTRIBUTION (continued):**

	50°	55°	60°	65°	70°	75°	80°	85°	90°	95°	100°
0°	1459.4	1459.4	1459.4	1459.4	1459.4	1459.4	1459.4	1459.4	1459.4	1459.4	1459.4
2.5°	1635.6	1625.9	1631.8	1623.7	1610.3	1601.4	1591.0	1577.6	1562.0	1541.1	1520.3
5°	1730.0	1722.5	1704.0	1677.2	1640.0	1608.8	1571.6	1527.8	1491.3	1444.5	1400.6
7.5°	1738.2	1726.3	1692.1	1642.3	1585.0	1527.0	1483.2	1411.8	1365.7	1291.3	1241.5
10°	1663.8	1664.6	1630.4	1583.5	1524.0	1455.6	1392.5	1314.4	1246.7	1170.9	1087.6
12.5°	1554.5	1564.9	1566.4	1524.8	1466.8	1394.7	1324.1	1249.7	1165.7	1084.7	1008.1
15°	1430.4	1460.1	1462.3	1451.9	1421.4	1360.5	1295.8	1228.9	1143.4	1054.9	968.7
17.5°	1319.6	1347.8	1373.9	1397.7	1399.1	1370.2	1330.8	1273.5	1188.0	1083.9	982.8
20°	1235.6	1266.1	1310.7	1354.5	1402.9	1417.7	1420.7	1384.3	1292.8	1165.7	1028.9
22.5°	1200.6	1236.3	1281.7	1364.2	1449.7	1502.5	1532.2	1532.2	1436.3	1287.6	1104.7
25°	1193.2	1222.2	1291.3	1393.9	1508.4	1600.6	1657.1	1695.0	1625.9	1444.5	1198.4
27.5°	1198.4	1237.8	1323.3	1428.1	1547.8	1666.0	1759.0	1825.1	1760.5	1551.6	1285.4
30°	1219.2	1278.0	1366.4	1475.0	1598.4	1723.3	1835.5	1919.6	1872.0	1648.9	1367.9
32.5°	1255.7	1327.0	1427.4	1525.5	1648.2	1783.5	1894.3	2005.0	1970.1	1716.6	1411.8
35°	1309.9	1393.9	1485.4	1584.3	1701.7	1837.0	1955.2	2100.2	2087.6	1801.3	1455.6
37.5°	1397.7	1483.9	1567.9	1652.7	1764.2	1895.8	2043.0	2228.1	2217.7	1927.0	1526.3
40°	1552.3	1602.8	1665.3	1719.6	1824.4	1950.0	2107.6	2333.6	2370.8	2034.8	1588.7
42.5°	1744.1	1773.8	1791.7	1806.5	1860.1	1978.3	2154.5	2404.3	2465.2	2115.1	1637.0
45°	1988.7	1979.8	1944.1	1909.9	1903.9	1994.6	2176.0	2456.3	2539.6	2193.1	1686.1
47.5°	2277.9	2258.6	2161.2	2048.9	1986.5	2024.4	2214.0	2532.9	2631.0	2295.7	1747.1
50°	2611.7	2566.3	2407.2	2217.7	2102.4	2108.4	2309.9	2639.2	2751.5	2429.5	1860.8
52.5°	2921.0	2839.9	2650.3	2399.8	2234.8	2254.8	2482.3	2859.3	2998.3	2651.1	2051.9
55°	3193.8	3089.7	2885.3	2610.9	2461.5	2496.5	2758.1	3150.7	3282.3	2915.0	2245.2
57.5°	3425.8	3315.0	3113.5	2871.9	2686.0	2715.0	3004.2	3421.3	3509.8	3152.2	2430.3
59°	3531.3	3422.0	3236.2	3013.1	2839.2	2900.1	3178.2	3555.9	3593.8	3243.6	2500.9
60°	3582.6	3473.3	3309.8	3092.0	2932.9	3013.1	3270.4	3657.7	3625.0	3257.0	2527.7
62.5°	3578.9	3502.3	3394.5	3245.8	3216.8	3350.7	3570.0	3788.6	3646.6	3218.3	2544.8
65°	3285.2	3278.6	3211.6	3228.7	3349.9	3556.6	3691.2	3810.1	3601.9	3064.4	2462.3
67.5°	2740.3	2767.8	2776.7	2881.6	3164.8	3515.7	3633.9	3657.0	3407.9	2735.1	2205.8
70°	2115.8	2054.9	2155.2	2340.3	2748.5	3200.5	3368.5	3288.2	3010.9	2290.5	1801.3
72.5°	1498.0	1515.9	1660.1	1900.2	2315.8	2784.2	3047.3	2609.5	2265.2	1714.4	1277.2
75°	1127.0	1211.1	1280.9	1491.3	1880.9	2384.9	2602.0	1793.9	1475.7	1182.1	835.6
77.5°	1080.2	1073.5	1020.0	1064.6	1356.0	1670.5	1856.4	1119.6	924.1	773.2	504.8
80°	998.4	941.2	843.8	800.7	854.2	1072.8	1178.3	719.6	614.8	540.5	284.7
82.5°	774.7	736.0	633.4	630.4	712.2	762.0	810.3	510.0	462.4	437.9	174.7
85°	491.4	504.8	517.4	631.2	790.3	799.2	630.4	310.8	243.8	343.5	111.5
87.5°	145.7	237.2	287.7	488.4	712.2	714.4	474.3	101.9	91.4	107.1	64.7
90°	0.0	0.0	0.0	0.0	0.0	0.0	0.7	0.0	0.0	0.0	0.0
92.5°	0.0	0.0	0.0	0.0	0.0	0.0	0.0	0.0	0.0	0.0	0.0
95°	0.0	0.0	0.0	0.0	0.0	0.0	0.0	0.0	0.0	0.0	0.0
97.5°	0.0	0.0	0.0	0.0	0.0	0.0	0.0	0.0	0.0	0.0	0.0
100°	0.0	0.0	0.0	0.0	0.0	0.0	0.0	0.0	0.0	0.0	0.0
102.5°	0.0	0.0	0.0	0.0	0.0	0.0	0.0	0.0	0.0	0.0	0.0
105°	0.0	0.0	0.0	0.0	0.0	0.0	0.0	0.0	0.0	0.0	0.0
107.5°	0.0	0.0	0.0	0.0	0.0	0.0	0.0	0.0	0.0	0.0	0.0



REPORT NUMBER: P227178

CATALOG NUMBER: ISW-AF-800-LED-E1-SLL-7050

**CANDELA DISTRIBUTION (continued):**

	50°	55°	60°	65°	70°	75°	80°	85°	90°	95°	100°
110°	0.0	0.0	0.0	0.0	0.0	0.0	0.0	0.0	0.0	0.0	0.0
112.5°	0.0	0.0	0.0	0.0	0.0	0.0	0.0	0.0	0.0	0.0	0.0
115°	0.0	0.0	0.0	0.0	0.0	0.0	0.0	0.0	0.0	0.0	0.0
117.5°	0.0	0.0	0.0	0.0	0.0	0.0	0.0	0.0	0.0	0.0	0.0
120°	0.0	0.0	0.0	0.0	0.0	0.0	0.0	0.0	0.0	0.0	0.0
122.5°	0.0	0.0	0.0	0.0	0.0	0.0	0.0	0.0	0.0	0.0	0.0
125°	0.0	0.0	0.0	0.0	0.0	0.0	0.0	0.0	0.0	0.0	0.0
127.5°	0.0	0.0	0.0	0.0	0.0	0.0	0.0	0.0	0.0	0.0	0.0
130°	0.0	0.0	0.0	0.0	0.0	0.0	0.0	0.0	0.0	0.0	0.0
132.5°	0.0	0.0	0.0	0.0	0.0	0.0	0.0	0.0	0.0	0.0	0.0
135°	0.0	0.0	0.0	0.0	0.0	0.0	0.0	0.0	0.0	0.0	0.0
137.5°	0.0	0.0	0.0	0.0	0.0	0.0	0.0	0.0	0.0	0.0	0.0
140°	0.0	0.0	0.0	0.0	0.0	0.0	0.0	0.0	0.0	0.0	0.0
142.5°	0.0	0.0	0.0	0.0	0.0	0.0	0.0	0.0	0.0	0.0	0.0
145°	0.0	0.0	0.0	0.0	0.0	0.0	0.0	0.0	0.0	0.0	0.0
147.5°	0.0	0.0	0.0	0.0	0.0	0.0	0.0	0.0	0.0	0.0	0.0
150°	0.0	0.0	0.0	0.0	0.0	0.0	0.0	0.0	0.0	0.0	0.0
152.5°	0.0	0.0	0.0	0.0	0.0	0.0	0.0	0.0	0.0	0.0	0.0
155°	0.0	0.0	0.0	0.0	0.0	0.0	0.0	0.0	0.0	0.0	0.0
157.5°	0.0	0.0	0.0	0.0	0.0	0.0	0.0	0.0	0.0	0.0	0.0
160°	0.0	0.0	0.0	0.0	0.0	0.0	0.0	0.0	0.0	0.0	0.0
162.5°	0.0	0.0	0.0	0.0	0.0	0.0	0.0	0.0	0.0	0.0	0.0
165°	0.0	0.0	0.0	0.0	0.0	0.0	0.0	0.0	0.0	0.0	0.0
167.5°	0.0	0.0	0.0	0.0	0.0	0.0	0.0	0.0	0.0	0.0	0.0
170°	0.0	0.0	0.0	0.0	0.0	0.0	0.0	0.0	0.0	0.0	0.0
172.5°	0.0	0.0	0.0	0.0	0.0	0.0	0.0	0.0	0.0	0.0	0.0
175°	0.0	0.0	0.0	0.0	0.0	0.0	0.0	0.0	0.0	0.0	0.0
177.5°	0.0	0.0	0.0	0.0	0.0	0.0	0.0	0.0	0.0	0.0	0.0
180°	0.0	0.0	0.0	0.0	0.0	0.0	0.0	0.0	0.0	0.0	0.0



REPORT NUMBER: P227178

CATALOG NUMBER: ISW-AF-800-LED-E1-SLL-7050

**CANDELA DISTRIBUTION (continued):**

	105°	110°	115°	120°	125°	130°	135°	140°	145°	150°	155°
0°	1459.4	1459.4	1459.4	1459.4	1459.4	1459.4	1459.4	1459.4	1459.4	1459.4	1459.4
2.5°	1498.8	1495.8	1475.0	1440.0	1443.0	1426.7	1405.8	1372.4	1365.7	1347.1	1344.1
5°	1363.5	1328.5	1283.2	1228.2	1207.3	1179.1	1150.1	1129.3	1103.3	1079.5	1111.4
7.5°	1182.8	1131.5	1078.7	1020.7	987.3	941.2	916.7	869.1	834.1	827.4	799.9
10°	1031.9	967.2	907.0	855.0	792.5	749.4	718.2	692.1	668.3	639.4	621.5
12.5°	931.5	858.7	794.7	730.1	700.3	664.6	645.3	620.8	586.6	562.0	538.2
15°	886.2	807.4	737.5	681.0	637.9	604.4	570.2	540.5	503.3	475.8	448.3
17.5°	880.2	777.6	689.2	626.0	579.1	542.7	497.4	458.0	412.6	382.1	359.1
20°	886.9	755.3	644.6	562.0	514.5	450.5	408.1	359.8	315.2	275.1	238.6
22.5°	913.7	743.4	600.7	510.0	439.4	366.5	321.2	259.5	221.5	182.9	168.8
25°	950.1	736.0	562.8	452.8	363.5	291.4	229.7	178.4	161.3	151.7	146.5
27.5°	988.8	722.6	520.4	400.0	302.6	214.9	171.7	150.2	143.5	138.3	134.6
30°	1017.8	696.6	468.4	343.5	240.9	183.6	153.1	139.0	134.6	128.6	124.9
32.5°	1030.4	656.5	421.5	289.9	203.0	157.6	133.8	125.6	121.2	116.0	113.7
35°	1028.2	611.1	397.7	269.1	185.9	139.8	117.5	112.3	106.3	101.1	95.9
37.5°	1030.4	569.5	379.2	263.9	178.4	126.4	107.1	103.3	98.9	93.7	89.2
40°	1039.3	546.4	370.2	252.8	172.5	121.2	98.9	95.2	94.4	88.5	84.8
42.5°	1043.0	548.7	365.8	237.2	157.6	119.7	98.9	90.7	90.7	86.2	81.8
45°	1038.6	565.0	368.7	228.2	146.5	112.3	104.1	90.7	88.5	84.8	80.3
47.5°	1052.0	576.9	368.7	226.7	139.0	104.8	98.9	99.6	90.0	85.5	78.8
50°	1107.0	588.1	361.3	224.5	136.8	97.4	93.7	98.1	101.1	87.0	79.5
52.5°	1204.4	602.2	353.1	220.8	133.8	91.4	87.0	92.2	103.3	91.4	79.5
55°	1304.0	627.5	347.9	214.9	129.4	87.7	78.8	88.5	94.4	90.7	78.8
57.5°	1410.3	655.0	342.7	200.7	118.9	84.0	75.8	77.3	84.8	87.7	76.6
59°	1442.3	668.3	338.3	190.3	110.0	81.0	73.6	71.4	75.8	84.0	75.1
60°	1465.3	669.1	333.1	181.4	104.8	79.5	72.1	69.1	70.6	86.2	75.8
62.5°	1467.5	668.3	316.7	162.8	94.4	76.6	69.9	66.2	64.7	72.1	77.3
65°	1375.4	637.1	287.0	153.1	95.2	73.6	66.2	63.2	60.2	61.7	66.9
67.5°	1202.9	556.8	255.7	155.4	100.4	71.4	63.2	60.2	58.0	56.5	58.7
70°	910.0	462.4	246.8	160.6	104.8	69.9	58.7	55.8	54.3	53.5	53.5
72.5°	630.4	380.6	237.2	164.3	108.5	69.1	54.3	51.3	50.6	49.8	49.8
75°	405.9	276.6	196.3	139.8	98.9	63.2	49.1	46.1	45.3	44.6	45.3
77.5°	240.1	193.3	144.2	98.1	72.1	50.6	42.4	40.1	40.1	40.1	40.9
80°	133.1	114.5	95.9	63.2	51.3	37.9	34.9	32.7	32.7	33.5	34.9
82.5°	79.5	63.2	54.3	40.1	34.9	26.8	26.0	24.5	25.3	26.0	27.5
85°	52.0	40.1	32.7	26.8	23.8	17.1	14.9	15.6	16.4	17.8	18.6
87.5°	29.0	22.3	17.8	15.6	14.1	7.4	5.9	5.9	7.4	8.9	10.4
90°	0.0	0.0	0.0	0.0	0.0	0.0	0.0	0.0	0.0	0.0	0.0
92.5°	0.0	0.0	0.0	0.0	0.0	0.0	0.0	0.0	0.0	0.0	0.0
95°	0.0	0.0	0.0	0.0	0.0	0.0	0.0	0.0	0.0	0.0	0.0
97.5°	0.0	0.0	0.0	0.0	0.0	0.0	0.0	0.0	0.0	0.0	0.0
100°	0.0	0.0	0.0	0.0	0.0	0.0	0.0	0.0	0.0	0.0	0.0
102.5°	0.0	0.0	0.0	0.0	0.0	0.0	0.0	0.0	0.0	0.0	0.0
105°	0.0	0.0	0.0	0.0	0.0	0.0	0.0	0.0	0.0	0.0	0.0
107.5°	0.0	0.0	0.0	0.0	0.0	0.0	0.0	0.0	0.0	0.0	0.0



REPORT NUMBER: P227178  
 CATALOG NUMBER: ISW-AF-800-LED-E1-SLL-7050

REPORT N  
 CATALOG

**CANDELA DISTRIBUTION (continued):**

**CANDELA**

	105°	110°	115°	120°	125°	130°	135°	140°	145°	150°	155°	
110°	0.0	0.0	0.0	0.0	0.0	0.0	0.0	0.0	0.0	0.0	0.0	0°
112.5°	0.0	0.0	0.0	0.0	0.0	0.0	0.0	0.0	0.0	0.0	0.0	2.5°
115°	0.0	0.0	0.0	0.0	0.0	0.0	0.0	0.0	0.0	0.0	0.0	5°
117.5°	0.0	0.0	0.0	0.0	0.0	0.0	0.0	0.0	0.0	0.0	0.0	7.5°
120°	0.0	0.0	0.0	0.0	0.0	0.0	0.0	0.0	0.0	0.0	0.0	10°
122.5°	0.0	0.0	0.0	0.0	0.0	0.0	0.0	0.0	0.0	0.0	0.0	12.5°
125°	0.0	0.0	0.0	0.0	0.0	0.0	0.0	0.0	0.0	0.0	0.0	15°
127.5°	0.0	0.0	0.0	0.0	0.0	0.0	0.0	0.0	0.0	0.0	0.0	17.5°
130°	0.0	0.0	0.0	0.0	0.0	0.0	0.0	0.0	0.0	0.0	0.0	20°
132.5°	0.0	0.0	0.0	0.0	0.0	0.0	0.0	0.0	0.0	0.0	0.0	22.5°
135°	0.0	0.0	0.0	0.0	0.0	0.0	0.0	0.0	0.0	0.0	0.0	25°
137.5°	0.0	0.0	0.0	0.0	0.0	0.0	0.0	0.0	0.0	0.0	0.0	27.5°
140°	0.0	0.0	0.0	0.0	0.0	0.0	0.0	0.0	0.0	0.0	0.0	30°
142.5°	0.0	0.0	0.0	0.0	0.0	0.0	0.0	0.0	0.0	0.0	0.0	32.5°
145°	0.0	0.0	0.0	0.0	0.0	0.0	0.0	0.0	0.0	0.0	0.0	35°
147.5°	0.0	0.0	0.0	0.0	0.0	0.0	0.0	0.0	0.0	0.0	0.0	37.5°
150°	0.0	0.0	0.0	0.0	0.0	0.0	0.0	0.0	0.0	0.0	0.0	40°
152.5°	0.0	0.0	0.0	0.0	0.0	0.0	0.0	0.0	0.0	0.0	0.0	42.5°
155°	0.0	0.0	0.0	0.0	0.0	0.0	0.0	0.0	0.0	0.0	0.0	45°
157.5°	0.0	0.0	0.0	0.0	0.0	0.0	0.0	0.0	0.0	0.0	0.0	47.5°
160°	0.0	0.0	0.0	0.0	0.0	0.0	0.0	0.0	0.0	0.0	0.0	50°
162.5°	0.0	0.0	0.0	0.0	0.0	0.0	0.0	0.0	0.0	0.0	0.0	52.5°
165°	0.0	0.0	0.0	0.0	0.0	0.0	0.0	0.0	0.0	0.0	0.0	55°
167.5°	0.0	0.0	0.0	0.0	0.0	0.0	0.0	0.0	0.0	0.0	0.0	57.5°
170°	0.0	0.0	0.0	0.0	0.0	0.0	0.0	0.0	0.0	0.0	0.0	59°
172.5°	0.0	0.0	0.0	0.0	0.0	0.0	0.0	0.0	0.0	0.0	0.0	60°
175°	0.0	0.0	0.0	0.0	0.0	0.0	0.0	0.0	0.0	0.0	0.0	62.5°
177.5°	0.0	0.0	0.0	0.0	0.0	0.0	0.0	0.0	0.0	0.0	0.0	65°
180°	0.0	0.0	0.0	0.0	0.0	0.0	0.0	0.0	0.0	0.0	0.0	67.5°
												70°
												72.5°
												75°
												77.5°
												80°
												82.5°
												85°
												87.5°
												90°
												92.5°
												95°
												97.5°
												100°
												102.5°
												105°
												107.5°

NUMBER: P227178  
 NUMBER: ISW-AF-800-LED-E1-SLL-7050

REPORT NUMBER: P  
 CATALOG NUMBER:

**DISTRIBUTION (continued):**

**CANDELA DISTRIBUTION**

160°	165°	170°	175°	180°	185°	190°	195°	200°	205°	210°	110°	160°
1459.4	1459.4	1459.4	1459.4	1459.4	1459.4	1459.4	1459.4	1459.4	1459.4	1459.4	110°	0.0
1354.5	1333.0	1309.9	1292.8	1300.3	1275.7	1278.0	1271.3	1268.3	1266.8	1251.2	112.5°	0.0
1072.8	1081.0	1046.8	1050.5	1060.9	1035.6	1018.5	1046.8	1043.0	1017.8	1031.9	115°	0.0
773.2	775.4	759.8	724.9	724.9	743.4	750.1	763.5	772.4	803.7	784.3	117.5°	0.0
591.0	570.2	554.6	539.0	530.1	511.5	515.9	532.3	542.7	560.6	574.7	120°	0.0
513.7	490.7	463.2	439.4	426.7	409.6	398.5	394.8	398.5	387.3	388.1	122.5°	0.0
426.7	405.9	375.4	362.8	339.0	325.6	318.2	308.5	301.1	285.5	278.8	125°	0.0
330.8	303.3	272.1	272.1	255.0	243.8	240.9	238.6	234.2	226.0	217.8	127.5°	0.0
220.1	202.2	184.4	175.5	176.9	175.5	171.0	178.4	178.4	181.4	179.9	130°	0.0
160.6	157.6	150.9	145.7	142.7	142.0	142.7	145.0	149.4	153.1	156.9	132.5°	0.0
144.2	142.7	136.8	131.6	130.8	129.4	129.4	131.6	132.3	133.1	132.3	135°	0.0
133.8	130.8	125.6	121.9	120.4	119.7	120.4	118.2	116.7	117.5	116.7	137.5°	0.0
121.2	118.9	113.7	110.8	110.0	110.0	107.8	107.1	105.6	106.3	105.6	140°	0.0
111.5	108.5	103.3	99.6	99.6	98.9	99.6	98.9	98.1	97.4	97.4	142.5°	0.0
93.7	92.9	87.7	86.2	87.0	89.2	89.2	89.2	90.0	89.2	89.2	145°	0.0
87.0	86.2	81.0	77.3	76.6	76.6	76.6	78.1	80.3	81.0	82.5	147.5°	0.0
82.5	81.8	76.6	73.6	72.1	71.4	70.6	70.6	71.4	74.3	76.6	150°	0.0
79.5	78.1	72.9	69.1	68.4	67.7	66.9	66.9	66.9	67.7	69.9	152.5°	0.0
78.1	75.8	69.9	66.2	64.7	63.9	63.9	64.7	63.9	63.9	63.9	155°	0.0
75.8	74.3	68.4	63.9	62.4	62.4	61.7	61.7	61.7	60.2	60.2	157.5°	0.0
75.1	72.9	66.9	62.4	61.0	60.2	59.5	60.2	58.7	58.0	57.2	160°	0.0
73.6	70.6	63.9	60.2	59.5	58.0	57.2	57.2	57.2	55.8	55.8	162.5°	0.0
72.9	69.1	62.4	58.7	57.2	55.8	55.0	55.0	56.5	55.0	55.0	165°	0.0
72.1	66.9	60.2	55.8	55.0	53.5	52.8	53.5	55.8	54.3	53.5	167.5°	0.0
69.1	65.4	58.7	55.0	53.5	52.0	51.3	52.0	53.5	53.5	53.5	170°	0.0
67.7	63.9	57.2	53.5	52.8	51.3	50.6	50.6	52.8	52.8	52.0	172.5°	0.0
65.4	62.4	55.8	51.3	49.8	49.8	49.1	49.1	49.8	49.8	50.6	175°	0.0
62.4	61.0	54.3	49.1	48.3	47.6	47.6	47.6	47.6	49.1	49.1	177.5°	0.0
59.5	58.7	52.0	47.6	46.1	46.1	46.1	46.1	46.1	46.8	47.6	180°	0.0
55.0	55.0	49.1	44.6	43.9	43.1	43.1	43.1	43.1	43.9	44.6		
50.6	51.3	45.3	40.9	40.1	40.1	40.1	40.1	40.9	40.9	41.6		
46.1	46.8	40.9	36.4	36.4	36.4	36.4	36.4	36.4	36.4	37.9		
41.6	41.6	34.9	30.5	31.2	32.0	32.7	32.0	32.0	32.7	34.9		
35.7	34.9	29.0	25.3	25.3	26.8	27.5	26.8	27.5	27.5	30.5		
28.3	28.3	22.3	18.6	18.6	21.6	21.6	21.6	22.3	23.0	25.3		
21.6	20.8	15.6	12.6	12.6	14.9	15.6	16.4	17.1	17.8	19.3		
12.6	12.6	8.2	5.2	5.9	6.7	8.9	8.9	8.9	10.4	12.6		
0.0	0.7	0.0	0.0	0.0	0.0	0.0	0.0	0.0	0.0	0.0		
0.0	0.0	0.0	0.0	0.0	0.0	0.0	0.0	0.0	0.0	0.0		
0.0	0.0	0.0	0.0	0.0	0.0	0.0	0.0	0.0	0.0	0.0		
0.0	0.0	0.0	0.0	0.0	0.0	0.0	0.0	0.0	0.0	0.0		
0.0	0.0	0.0	0.0	0.0	0.0	0.0	0.0	0.0	0.0	0.0		
0.0	0.0	0.0	0.0	0.0	0.0	0.0	0.0	0.0	0.0	0.0		
0.0	0.0	0.0	0.0	0.0	0.0	0.0	0.0	0.0	0.0	0.0		
0.0	0.0	0.0	0.0	0.0	0.0	0.0	0.0	0.0	0.0	0.0		
0.0	0.0	0.0	0.0	0.0	0.0	0.0	0.0	0.0	0.0	0.0		

'227178  
 ISW-AF-800-LED-E1-SLL-7050

REPORT NUMBER: P227178  
 CATALOG NUMBER: ISW-AF-80

**TION (continued):**

**CANDELA DISTRIBUTION (con**

165°	170°	175°	180°	185°	190°	195°	200°	205°	210°		215°	220°
0.0	0.0	0.0	0.0	0.0	0.0	0.0	0.0	0.0	0.0	0°	1459.4	1459.4
0.0	0.0	0.0	0.0	0.0	0.0	0.0	0.0	0.0	0.0	2.5°	1264.6	1263.8
0.0	0.0	0.0	0.0	0.0	0.0	0.0	0.0	0.0	0.0	5°	1037.8	1031.1
0.0	0.0	0.0	0.0	0.0	0.0	0.0	0.0	0.0	0.0	7.5°	804.4	828.9
0.0	0.0	0.0	0.0	0.0	0.0	0.0	0.0	0.0	0.0	10°	579.9	597.0
0.0	0.0	0.0	0.0	0.0	0.0	0.0	0.0	0.0	0.0	12.5°	403.7	412.6
0.0	0.0	0.0	0.0	0.0	0.0	0.0	0.0	0.0	0.0	15°	278.0	295.9
0.0	0.0	0.0	0.0	0.0	0.0	0.0	0.0	0.0	0.0	17.5°	216.3	218.6
0.0	0.0	0.0	0.0	0.0	0.0	0.0	0.0	0.0	0.0	20°	178.4	179.9
0.0	0.0	0.0	0.0	0.0	0.0	0.0	0.0	0.0	0.0	22.5°	158.4	161.3
0.0	0.0	0.0	0.0	0.0	0.0	0.0	0.0	0.0	0.0	25°	133.1	136.0
0.0	0.0	0.0	0.0	0.0	0.0	0.0	0.0	0.0	0.0	27.5°	117.5	120.4
0.0	0.0	0.0	0.0	0.0	0.0	0.0	0.0	0.0	0.0	30°	107.8	109.3
0.0	0.0	0.0	0.0	0.0	0.0	0.0	0.0	0.0	0.0	32.5°	98.1	98.1
0.0	0.0	0.0	0.0	0.0	0.0	0.0	0.0	0.0	0.0	35°	90.0	90.7
0.0	0.0	0.0	0.0	0.0	0.0	0.0	0.0	0.0	0.0	37.5°	84.0	85.5
0.0	0.0	0.0	0.0	0.0	0.0	0.0	0.0	0.0	0.0	40°	78.8	79.5
0.0	0.0	0.0	0.0	0.0	0.0	0.0	0.0	0.0	0.0	42.5°	71.4	72.9
0.0	0.0	0.0	0.0	0.0	0.0	0.0	0.0	0.0	0.0	45°	64.7	65.4
0.0	0.0	0.0	0.0	0.0	0.0	0.0	0.0	0.0	0.0	47.5°	60.2	60.2
0.0	0.0	0.0	0.0	0.0	0.0	0.0	0.0	0.0	0.0	50°	57.2	58.0
0.0	0.0	0.0	0.0	0.0	0.0	0.0	0.0	0.0	0.0	52.5°	55.8	56.5
0.0	0.0	0.0	0.0	0.0	0.0	0.0	0.0	0.0	0.0	55°	55.0	56.5
0.0	0.0	0.0	0.0	0.0	0.0	0.0	0.0	0.0	0.0	57.5°	55.0	55.8
0.0	0.0	0.0	0.0	0.0	0.0	0.0	0.0	0.0	0.0	59°	54.3	55.0
0.0	0.0	0.0	0.0	0.0	0.0	0.0	0.0	0.0	0.0	60°	54.3	55.8
0.0	0.0	0.0	0.0	0.0	0.0	0.0	0.0	0.0	0.0	62.5°	52.0	53.5
0.0	0.0	0.0	0.0	0.0	0.0	0.0	0.0	0.0	0.0	65°	50.6	52.0
0.0	0.0	0.0	0.0	0.0	0.0	0.0	0.0	0.0	0.0	67.5°	48.3	50.6
										70°	46.1	48.3
										72.5°	43.1	46.1
										75°	40.1	42.4
										77.5°	36.4	38.7
										80°	32.0	32.7
										82.5°	26.8	26.8
										85°	20.1	17.8
										87.5°	11.2	11.9
										90°	0.0	0.0
										92.5°	0.0	0.0
										95°	0.0	0.0
										97.5°	0.0	0.0
										100°	0.0	0.0
										102.5°	0.0	0.0
										105°	0.0	0.0
										107.5°	0.0	0.0



REPORT NUMBER: P227178

CATALOG NUMBER: ISW-AF-800-LED-E1-

00-LED-E1-SLL-7050

**tinued):**

**CANDELA DISTRIBUTION (continued):**

225°	230°	235°	240°	245°	250°	255°	260°	265°		215°	220°	225°
1459.4	1459.4	1459.4	1459.4	1459.4	1459.4	1459.4	1459.4	1459.4	110°	0.0	0.0	0.0
1248.2	1248.2	1270.5	1272.8	1246.7	1253.4	1266.1	1251.2	1267.6	112.5°	0.0	0.0	0.0
1047.5	1038.6	1039.3	1033.4	1043.8	1031.9	1044.5	1040.1	1036.3	115°	0.0	0.0	0.0
813.3	828.9	817.8	796.2	813.3	799.9	774.7	776.9	748.6	117.5°	0.0	0.0	0.0
611.1	600.0	594.0	583.6	556.1	561.3	533.0	537.5	547.2	120°	0.0	0.0	0.0
421.5	413.4	423.0	416.3	405.2	407.4	413.4	419.3	434.9	122.5°	0.0	0.0	0.0
295.9	292.2	289.9	294.4	307.0	313.7	323.4	341.2	350.2	125°	0.0	0.0	0.0
222.3	223.0	220.8	227.5	237.9	243.1	245.3	246.8	257.2	127.5°	0.0	0.0	0.0
183.6	186.6	185.9	188.1	185.1	182.1	184.4	179.9	176.2	130°	0.0	0.0	0.0
160.6	161.3	157.6	156.9	152.4	148.7	145.7	145.7	144.2	132.5°	0.0	0.0	0.0
136.0	136.8	133.1	133.1	132.3	134.6	133.1	130.1	129.4	135°	0.0	0.0	0.0
121.9	120.4	118.2	118.2	116.7	116.7	117.5	118.2	117.5	137.5°	0.0	0.0	0.0
109.3	107.8	107.1	107.8	107.1	107.8	108.5	107.8	108.5	140°	0.0	0.0	0.0
100.4	98.9	98.9	99.6	98.9	99.6	99.6	99.6	98.9	142.5°	0.0	0.0	0.0
92.9	91.4	91.4	91.4	90.7	89.2	87.7	85.5	83.3	145°	0.0	0.0	0.0
87.0	86.2	84.8	84.0	81.8	77.3	75.8	75.8	75.8	147.5°	0.0	0.0	0.0
81.8	80.3	79.5	76.6	73.6	72.1	72.1	72.1	72.1	150°	0.0	0.0	0.0
75.1	72.9	71.4	70.6	69.9	69.9	69.1	69.1	69.1	152.5°	0.0	0.0	0.0
66.9	66.2	66.2	66.9	66.9	66.9	66.9	66.2	66.9	155°	0.0	0.0	0.0
61.7	61.7	62.4	63.2	63.9	64.7	65.4	64.7	65.4	157.5°	0.0	0.0	0.0
59.5	59.5	59.5	61.0	61.7	62.4	63.9	63.9	63.9	160°	0.0	0.0	0.0
58.0	58.0	58.7	59.5	60.2	61.0	61.7	62.4	63.2	162.5°	0.0	0.0	0.0
57.2	58.0	57.2	58.0	58.7	60.2	61.0	61.0	61.7	165°	0.0	0.0	0.0
57.2	57.2	57.2	57.2	58.7	59.5	58.7	59.5	60.2	167.5°	0.0	0.0	0.0
57.2	57.2	56.5	57.2	58.0	58.7	58.0	58.0	59.5	170°	0.0	0.0	0.0
56.5	57.2	56.5	56.5	57.2	58.0	57.2	58.0	58.7	172.5°	0.0	0.0	0.0
55.0	55.8	55.0	55.8	55.8	56.5	56.5	56.5	57.2	175°	0.0	0.0	0.0
53.5	53.5	53.5	54.3	54.3	55.0	55.0	55.8	55.0	177.5°	0.0	0.0	0.0
52.0	52.0	52.0	52.8	52.8	53.5	54.3	53.5	53.5	180°	0.0	0.0	0.0
50.6	49.8	49.1	49.8	50.6	50.6	51.3	50.6	51.3				
48.3	47.6	46.8	46.8	47.6	47.6	48.3	47.6	47.6				
44.6	44.6	43.1	43.1	43.1	43.1	43.9	43.1	42.4				
40.1	40.1	38.7	38.7	38.7	38.7	37.9	37.9	37.9				
33.5	34.2	34.2	33.5	33.5	32.7	32.7	32.0	31.2				
25.3	26.8	27.5	27.5	27.5	27.5	27.5	26.0	24.5				
17.8	20.1	22.3	22.3	21.6	21.6	21.6	19.3	17.1				
11.2	13.4	14.1	15.6	13.4	12.6	12.6	11.2	10.4				
0.0	0.0	1.5	0.7	2.2	2.2	3.0	1.5	0.7				
0.0	0.0	0.0	0.0	0.0	0.0	0.0	0.0	0.0				
0.0	0.0	0.0	0.0	0.0	0.0	0.0	0.0	0.0				
0.0	0.0	0.0	0.0	0.0	0.0	0.0	0.0	0.0				
0.0	0.0	0.0	0.0	0.0	0.0	0.0	0.0	0.0				
0.0	0.0	0.0	0.0	0.0	0.0	0.0	0.0	0.0				
0.0	0.0	0.0	0.0	0.0	0.0	0.0	0.0	0.0				
0.0	0.0	0.0	0.0	0.0	0.0	0.0	0.0	0.0				
0.0	0.0	0.0	0.0	0.0	0.0	0.0	0.0	0.0				
0.0	0.0	0.0	0.0	0.0	0.0	0.0	0.0	0.0				
0.0	0.0	0.0	0.0	0.0	0.0	0.0	0.0	0.0				



REPORT NUMBER: P227178

CATALOG NUMBER: ISW-AF-800-LED-E1-SLL-7050

SLL-7050

**CANDELA DISTRIBUTION (continued):**

230°	235°	240°	245°	250°	255°	260°	265°		270°	275°	280°	285°
0.0	0.0	0.0	0.0	0.0	0.0	0.0	0.0	0°	1459.4	1459.4	1459.4	1459.4
0.0	0.0	0.0	0.0	0.0	0.0	0.0	0.0	2.5°	1253.4	1280.9	1284.7	1288.4
0.0	0.0	0.0	0.0	0.0	0.0	0.0	0.0	5°	1030.4	1057.9	1042.3	1049.0
0.0	0.0	0.0	0.0	0.0	0.0	0.0	0.0	7.5°	752.4	734.5	757.6	771.7
0.0	0.0	0.0	0.0	0.0	0.0	0.0	0.0	10°	549.4	570.2	579.1	595.5
0.0	0.0	0.0	0.0	0.0	0.0	0.0	0.0	12.5°	455.7	469.1	485.5	511.5
0.0	0.0	0.0	0.0	0.0	0.0	0.0	0.0	15°	369.5	379.2	400.0	425.2
0.0	0.0	0.0	0.0	0.0	0.0	0.0	0.0	17.5°	269.1	283.2	296.6	317.4
0.0	0.0	0.0	0.0	0.0	0.0	0.0	0.0	20°	180.7	186.6	203.0	212.6
0.0	0.0	0.0	0.0	0.0	0.0	0.0	0.0	22.5°	145.0	147.2	150.2	158.4
0.0	0.0	0.0	0.0	0.0	0.0	0.0	0.0	25°	130.1	131.6	133.8	136.8
0.0	0.0	0.0	0.0	0.0	0.0	0.0	0.0	27.5°	118.2	118.9	121.2	122.7
0.0	0.0	0.0	0.0	0.0	0.0	0.0	0.0	30°	107.8	107.1	107.8	110.0
0.0	0.0	0.0	0.0	0.0	0.0	0.0	0.0	32.5°	96.6	96.6	98.1	98.1
0.0	0.0	0.0	0.0	0.0	0.0	0.0	0.0	35°	83.3	82.5	84.0	86.2
0.0	0.0	0.0	0.0	0.0	0.0	0.0	0.0	37.5°	76.6	77.3	78.8	80.3
0.0	0.0	0.0	0.0	0.0	0.0	0.0	0.0	40°	72.9	73.6	75.1	76.6
0.0	0.0	0.0	0.0	0.0	0.0	0.0	0.0	42.5°	69.1	70.6	72.1	74.3
0.0	0.0	0.0	0.0	0.0	0.0	0.0	0.0	45°	66.9	68.4	70.6	72.9
0.0	0.0	0.0	0.0	0.0	0.0	0.0	0.0	47.5°	66.2	67.7	69.9	72.9
0.0	0.0	0.0	0.0	0.0	0.0	0.0	0.0	50°	64.7	66.9	69.1	72.1
0.0	0.0	0.0	0.0	0.0	0.0	0.0	0.0	52.5°	64.7	66.2	68.4	72.1
0.0	0.0	0.0	0.0	0.0	0.0	0.0	0.0	55°	62.4	64.7	66.9	70.6
0.0	0.0	0.0	0.0	0.0	0.0	0.0	0.0	57.5°	61.0	62.4	65.4	69.9
0.0	0.0	0.0	0.0	0.0	0.0	0.0	0.0	59°	60.2	61.7	64.7	69.1
0.0	0.0	0.0	0.0	0.0	0.0	0.0	0.0	60°	58.7	61.0	63.9	68.4
0.0	0.0	0.0	0.0	0.0	0.0	0.0	0.0	62.5°	57.2	59.5	62.4	66.9
0.0	0.0	0.0	0.0	0.0	0.0	0.0	0.0	65°	55.0	58.0	61.0	63.9
0.0	0.0	0.0	0.0	0.0	0.0	0.0	0.0	67.5°	53.5	55.0	58.0	61.0
								70°	50.6	52.0	54.3	56.5
								72.5°	46.8	47.6	49.1	51.3
								75°	41.6	42.4	43.1	45.3
								77.5°	36.4	36.4	37.2	40.1
								80°	30.5	30.5	31.2	32.7
								82.5°	23.0	23.0	24.5	26.8
								85°	16.4	15.6	17.8	19.3
								87.5°	9.7	8.9	9.7	9.7
								90°	0.7	2.2	1.5	1.5
								92.5°	0.0	0.0	0.0	0.0
								95°	0.0	0.0	0.0	0.0
								97.5°	0.0	0.0	0.0	0.0
								100°	0.0	0.0	0.0	0.0
								102.5°	0.0	0.0	0.0	0.0
								105°	0.0	0.0	0.0	0.0
								107.5°	0.0	0.0	0.0	0.0







REPORT NUMBER: P227178

CATALOG NUMBER: ISW-AF-800-LED-E1-SLL-7050

**CANDELA DISTRIBUTION (continued):**

295°	300°	305°	310°	315°	320°		325°	330°	335°	340°	345°	350°
0.0	0.0	0.0	0.0	0.0	0.0	0°	1459.4	1459.4	1459.4	1459.4	1459.4	1459.4
0.0	0.0	0.0	0.0	0.0	0.0	2.5°	1373.9	1393.2	1423.7	1429.6	1454.2	1471.3
0.0	0.0	0.0	0.0	0.0	0.0	5°	1164.2	1210.3	1226.7	1258.6	1314.4	1342.6
0.0	0.0	0.0	0.0	0.0	0.0	7.5°	960.5	995.5	1034.9	1086.2	1127.0	1175.4
0.0	0.0	0.0	0.0	0.0	0.0	10°	790.3	840.1	891.4	933.0	990.3	1048.2
0.0	0.0	0.0	0.0	0.0	0.0	12.5°	701.8	729.3	779.9	838.6	910.0	974.6
0.0	0.0	0.0	0.0	0.0	0.0	15°	655.7	688.4	742.7	805.1	881.0	961.3
0.0	0.0	0.0	0.0	0.0	0.0	17.5°	598.5	650.5	712.2	801.4	899.6	1011.1
0.0	0.0	0.0	0.0	0.0	0.0	20°	542.0	605.2	686.2	803.7	939.7	1084.7
0.0	0.0	0.0	0.0	0.0	0.0	22.5°	492.2	567.2	669.8	817.0	991.0	1184.3
0.0	0.0	0.0	0.0	0.0	0.0	25°	433.4	533.8	657.2	844.5	1069.8	1318.1
0.0	0.0	0.0	0.0	0.0	0.0	27.5°	386.6	501.8	638.6	868.3	1141.9	1446.7
0.0	0.0	0.0	0.0	0.0	0.0	30°	334.5	464.6	612.6	876.5	1229.6	1552.3
0.0	0.0	0.0	0.0	0.0	0.0	32.5°	292.9	429.7	582.9	869.1	1269.0	1625.9
0.0	0.0	0.0	0.0	0.0	0.0	35°	272.8	404.4	557.6	843.1	1301.8	1705.4
0.0	0.0	0.0	0.0	0.0	0.0	37.5°	259.5	376.9	533.0	799.9	1338.9	1784.2
0.0	0.0	0.0	0.0	0.0	0.0	40°	242.4	355.4	513.0	768.7	1367.9	1849.7
0.0	0.0	0.0	0.0	0.0	0.0	42.5°	226.7	336.0	497.4	741.2	1375.4	1908.4
0.0	0.0	0.0	0.0	0.0	0.0	45°	213.4	324.1	485.5	742.7	1380.6	1990.2
0.0	0.0	0.0	0.0	0.0	0.0	47.5°	203.0	313.0	481.0	768.0	1435.6	2103.9
0.0	0.0	0.0	0.0	0.0	0.0	50°	193.3	303.3	473.6	817.0	1524.0	2257.8
0.0	0.0	0.0	0.0	0.0	0.0	52.5°	182.1	289.9	463.9	867.6	1620.7	2463.7
0.0	0.0	0.0	0.0	0.0	0.0	55°	167.3	272.1	453.5	910.0	1752.3	2714.3
0.0	0.0	0.0	0.0	0.0	0.0	57.5°	144.2	251.3	446.8	931.5	1833.3	2858.5
0.0	0.0	0.0	0.0	0.0	0.0	59°	132.3	231.2	443.1	921.1	1854.9	2883.0
0.0	0.0	0.0	0.0	0.0	0.0	60°	125.6	219.3	437.1	908.5	1860.8	2867.4
0.0	0.0	0.0	0.0	0.0	0.0	62.5°	116.7	191.1	412.6	845.3	1777.6	2678.6
0.0	0.0	0.0	0.0	0.0	0.0	65°	118.9	180.7	356.8	719.6	1586.5	2309.9
0.0	0.0	0.0	0.0	0.0	0.0	67.5°	121.9	176.2	308.5	581.4	1264.6	1911.4
						70°	119.7	174.0	280.3	462.4	947.1	1431.1
						72.5°	116.7	164.3	243.1	371.7	600.7	1002.2
						75°	103.3	138.3	191.1	255.0	379.2	730.1
						77.5°	81.0	106.3	135.3	158.4	192.5	515.2
						80°	59.5	77.3	88.5	95.2	107.1	351.6
						82.5°	42.4	52.0	56.5	60.2	71.4	263.2
						85°	32.0	36.4	39.4	39.4	48.3	185.9
						87.5°	17.8	18.6	18.6	20.1	23.8	50.6
						90°	5.2	5.2	4.5	5.2	3.7	3.0
						92.5°	0.0	0.0	0.0	0.0	0.0	0.0
						95°	0.0	0.0	0.0	0.0	0.0	0.0
						97.5°	0.0	0.0	0.0	0.0	0.0	0.0
						100°	0.0	0.0	0.0	0.0	0.0	0.0
						102.5°	0.0	0.0	0.0	0.0	0.0	0.0
						105°	0.0	0.0	0.0	0.0	0.0	0.0
						107.5°	0.0	0.0	0.0	0.0	0.0	0.0



REPORT NUMBER: P227178

CATALOG NUMBER: ISW-AF-800-LED-E1-SLL-7050

**CANDELA DISTRIBUTION (continued):**

355°	359°	360°		325°	330°	335°	340°	345°	350°	355°
1459.4	1459.4	1459.4	110°	0.0	0.0	0.0	0.0	0.0	0.0	0.0
1490.6	1501.7	1510.7	112.5°	0.0	0.0	0.0	0.0	0.0	0.0	0.0
1385.8	1413.3	1418.5	115°	0.0	0.0	0.0	0.0	0.0	0.0	0.0
1228.9	1273.5	1289.1	117.5°	0.0	0.0	0.0	0.0	0.0	0.0	0.0
1113.7	1162.0	1178.3	120°	0.0	0.0	0.0	0.0	0.0	0.0	0.0
1050.5	1107.0	1124.8	122.5°	0.0	0.0	0.0	0.0	0.0	0.0	0.0
1052.0	1119.6	1145.6	125°	0.0	0.0	0.0	0.0	0.0	0.0	0.0
1120.4	1197.7	1229.6	127.5°	0.0	0.0	0.0	0.0	0.0	0.0	0.0
1237.8	1350.1	1373.9	130°	0.0	0.0	0.0	0.0	0.0	0.0	0.0
1396.9	1506.9	1542.6	132.5°	0.0	0.0	0.0	0.0	0.0	0.0	0.0
1546.3	1692.1	1719.6	135°	0.0	0.0	0.0	0.0	0.0	0.0	0.0
1693.5	1837.8	1862.3	137.5°	0.0	0.0	0.0	0.0	0.0	0.0	0.0
1807.3	1958.2	1979.0	140°	0.0	0.0	0.0	0.0	0.0	0.0	0.0
1916.6	2086.8	2109.9	142.5°	0.0	0.0	0.0	0.0	0.0	0.0	0.0
2038.5	2226.6	2253.4	145°	0.0	0.0	0.0	0.0	0.0	0.0	0.0
2148.5	2364.1	2381.2	147.5°	0.0	0.0	0.0	0.0	0.0	0.0	0.0
2270.5	2476.4	2480.8	150°	0.0	0.0	0.0	0.0	0.0	0.0	0.0
2370.1	2559.7	2561.1	152.5°	0.0	0.0	0.0	0.0	0.0	0.0	0.0
2466.7	2637.7	2638.5	155°	0.0	0.0	0.0	0.0	0.0	0.0	0.0
2567.8	2723.2	2712.1	157.5°	0.0	0.0	0.0	0.0	0.0	0.0	0.0
2727.7	2824.3	2835.5	160°	0.0	0.0	0.0	0.0	0.0	0.0	0.0
2970.8	3057.0	3069.6	162.5°	0.0	0.0	0.0	0.0	0.0	0.0	0.0
3253.3	3373.0	3355.9	165°	0.0	0.0	0.0	0.0	0.0	0.0	0.0
3373.0	3509.8	3523.9	167.5°	0.0	0.0	0.0	0.0	0.0	0.0	0.0
3352.9	3539.5	3563.3	170°	0.0	0.0	0.0	0.0	0.0	0.0	0.0
3320.9	3530.6	3559.6	172.5°	0.0	0.0	0.0	0.0	0.0	0.0	0.0
3139.5	3437.6	3483.0	175°	0.0	0.0	0.0	0.0	0.0	0.0	0.0
2834.7	3245.1	3309.0	177.5°	0.0	0.0	0.0	0.0	0.0	0.0	0.0
2442.9	2957.4	3008.7	180°	0.0	0.0	0.0	0.0	0.0	0.0	0.0
1906.2	2403.5	2447.4								
1266.8	1650.4	1726.3								
805.1	1064.6	1050.5								
594.0	692.1	692.9								
431.2	475.1	469.9								
333.8	289.9	289.2								
116.7	102.6	100.4								
50.6	42.4	43.1								
2.2	2.2	3.0								
0.0	0.0	0.0								
0.0	0.0	0.0								
0.0	0.0	0.0								
0.0	0.0	0.0								
0.0	0.0	0.0								
0.0	0.0	0.0								
0.0	0.0	0.0								
0.0	0.0	0.0								
0.0	0.0	0.0								

